


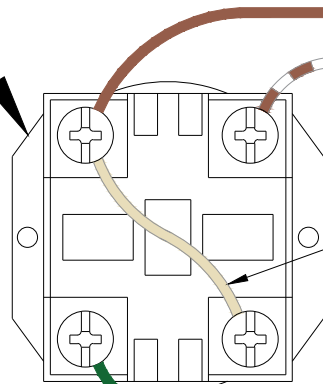
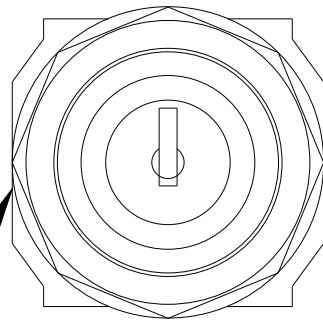
NOTE:

Reverse the UP and DOWN connections if the rotation of the Motor is not correct for your application.



IGC4n1		
CAT-5e or higher TIA-568B standard with RJ-45		
Pin #	Color	Function
1	Orange White	IP 1
2	Orange	IP 2
3	Green White	IP 3
4	Blue	12V +
5	Blue White	N/A
6	Green	Down
7	Brown White	Up
8	Brown	Ground

**Momentary
Key Switch
#1800333**



GROUND (Brown)

UP (Brown/White)

DOWN (Green)

JUMPER

TO IGC4N1

